

CloudCME 101 is an orientation series of modules for the new UCSF Continuing Education Portal.

This module is an orientation to the Attendee Portal; it is appropriate for all users who will be accessing the system.

If you're following along in the live system while watching the video, feel free to pause to explore features or practice what has been demonstrated.

Note that your screens may differ from those shown here.

Attendee Portal Home

<https://ucsf.cloud-cme.com>

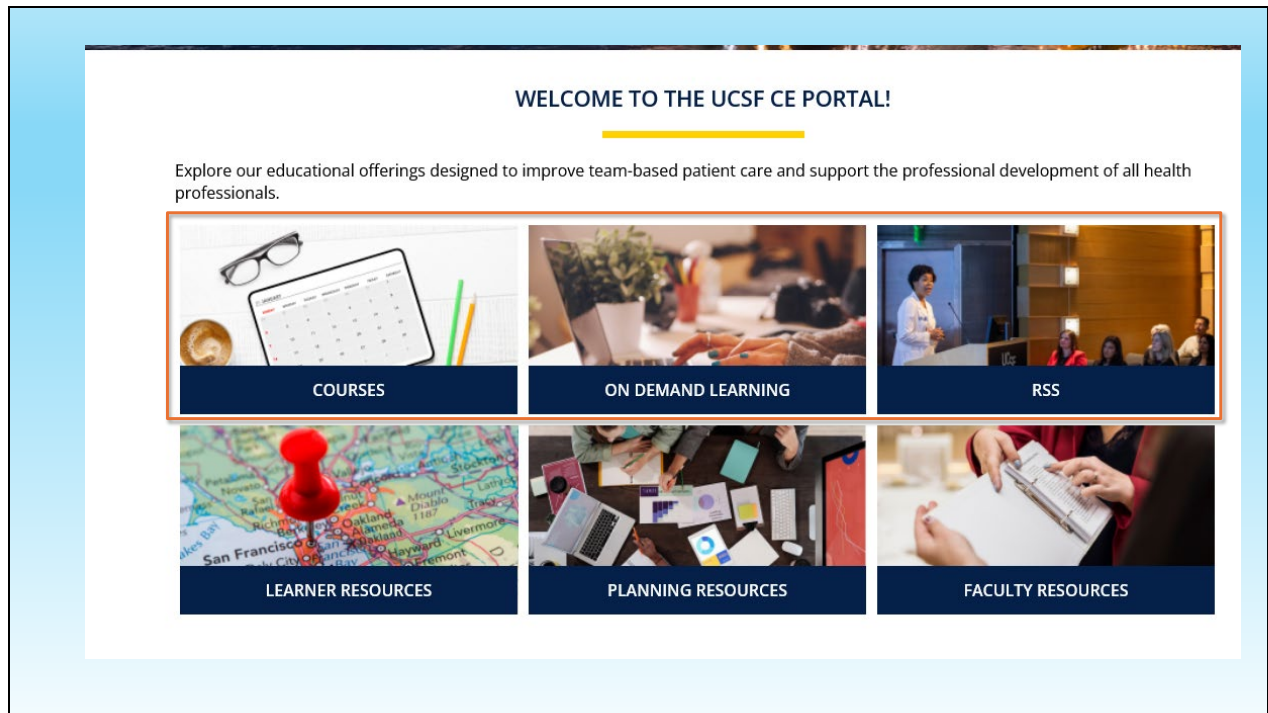
The Attendee Portal, or AP, is the central hub to access all parts of the system. Navigate to ucsf.cloud-cme.com, or if you are a MyAccess user, you can find the CE Portal in your list of applications.

At the top of the home page is the primary navigation menu, as well as a search tool to find information throughout the site.

The center of the page contains titles to quickly access educational offerings and CE and CloudCME resources.

The right sidebar also contains links to create a new account and navigate to specific content of the site.

Let's start with the quick access titles in the center.



Select a tile to:

- View live course offerings throughout the year;
- Complete e-learning courses at your own pace, available on demand;
- View upcoming session dates for regularly scheduled series, like grand rounds, tumor boards, case conferences, and M&M's. Note that not all departments will publish their grand rounds schedules to the public.

WELCOME TO THE UCSF CE PORTAL!


Explore our educational offerings designed to improve team-based patient care and support the professional development of all health professionals.



COURSES




ON DEMAND LEARNING



RSS



LEARNER RESOURCES



PLANNING RESOURCES




FACULTY RESOURCES

Check out the Learner Resources page for help with navigating the site, including registering, participating in e-learning, completing evaluations, claiming credit, and viewing receipts, certificates, and transcripts.


The Planning Resources page offers guidance for the planning and delivery of educational activities for course chairs, planning committee members, conference managers, and other CE administrators. It offers helpful tips, guides, checklists, and forms. Job Aids for managing your activity in CloudCME will also be found here.

Content planners and presenters will find helpful resources to work within CloudCME as well as obtain information about participating in a UCSF CE activity as a presenter.




WELCOME TO THE UCSF CE PORTAL!


Explore our educational offerings designed to improve team-based patient care and support the professional development of all health professionals.




COURSES




ON DEMAND LEARNING




RSS



LEARNER RESOURCES



PLANNING RESOURCES



FACULTY RESOURCES

New User

If you do not have an account with us, please click the button below to create one.

[Sign up now](#)

Upcoming Activities

[CloudCME Exhibitor QC Courses](#)
End Date: **May 17, 2025**

[The Great AIM Test Course Courses](#)
Begin Date: **June 05, 2025**
Hotel Nikko CA

Learner Quick Links

CME Letter, Transcript, Receipts
How to Claim Credit
Join Our Mailing List

Faculty Quick Links

Policies and Resources
Complete Disclosures

Activity Planning Quick Links

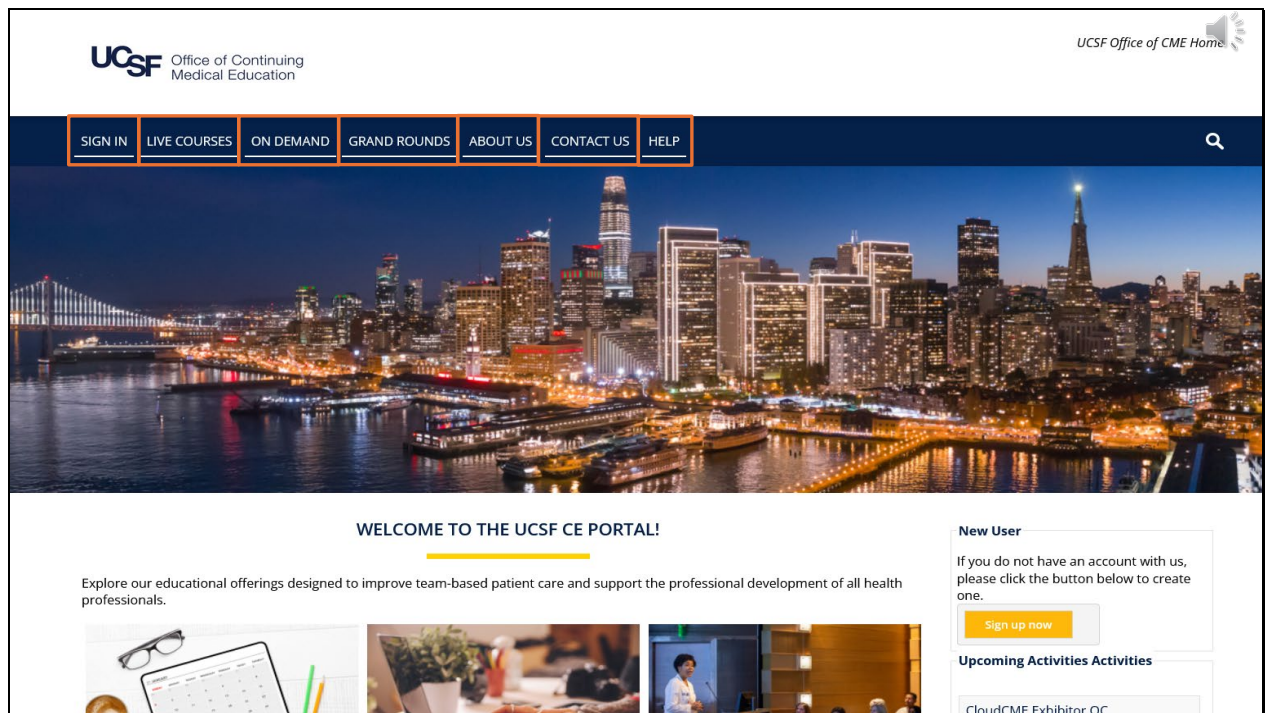
Activity Planning Resources
OCME Services

The right sidebar on the home page will show 3 or 4 boxes.

The first allows you to Create an account. This box will not appear if you are already signed in. If you have never signed in before and do not have a UCSF My Access account, click Sign Up Now here to go straight to the new account screen.

Beneath that is a short list of upcoming courses is available in the next box. Use the scroll bar within the box to see all the offerings.

In addition, you can navigate to specific topics contained in the resources pages by clicking an article or document name directly from the home page.



Near the top of the screen, the menu bar is another way to navigate the system.

SIGN IN. This is where you sign in to the platform to manage your profile, activities, credits, evaluations, and faculty tasks. We'll review in the next module.

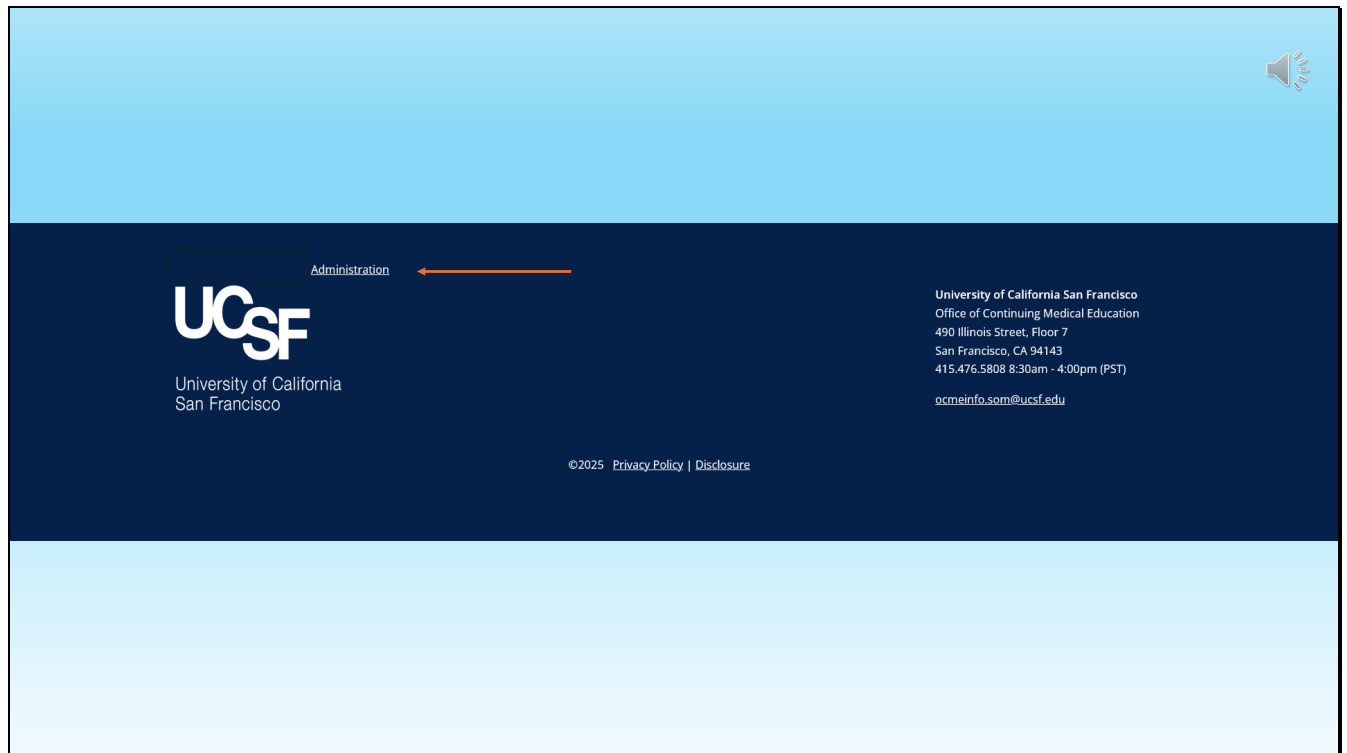
LIVE COURSES. Navigate directly to the list of upcoming live course educational offerings.

Or to the list of available e-courses. View details about offerings on both pages and register directly from the list. You can search for activities in both locations by keyword, specialty, type of credit available (including MOC), and sort the list in various ways.

Next is the Grand Rounds tab to navigate to the calendar of upcoming conferences.

About Us. Select this tab to learn more about the Office of CME.

The Help tab is useful when you need a quick reminder for working in the platform. Instructions to claim credit, view transcripts, complete tasks or read answers to FAQ's.



The bottom of the page shows the Office's contact information.

In addition, administrators with access to manage activities or review reports will also see a link to access the administrative side of CloudCME here. Navigate to the Administrator Portal using this link.

Next Up...

- Signing in
- Creating an Account

Also in this series:

1. CE Process Overview in CloudCME
2. CloudCME Semantics
3. Tips for Navigating Forms on the Site
4. AP Faculty Tab
5. AP My CE Tab

Thank you for joining this quick tour of the UCSF Continuing Education Portal.

Look for the next module in the series: Signing in and Creating an Account.